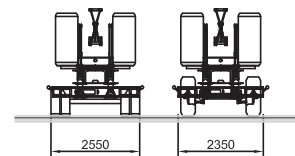
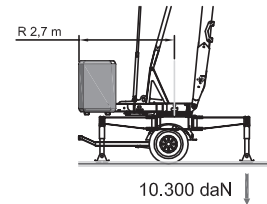
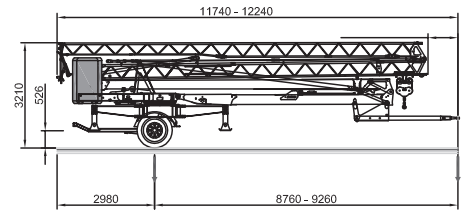
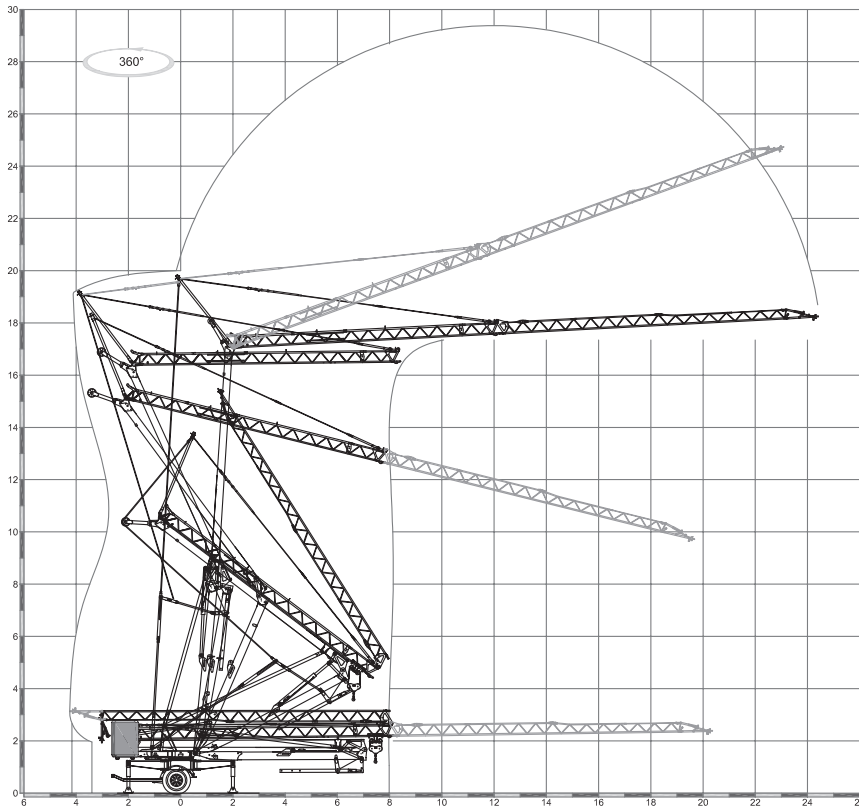
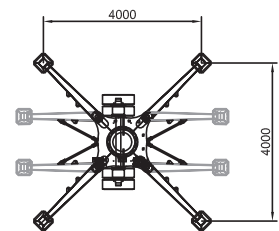


m	8,85	9	10	11	12	13	14	15	16	17	18	19	20	21	22	23	24
kg	1800	1759	1527	1346	1202	1084	986	903	832	771	717	669	627	589	555	524	500



	50 Hz V +10%-10%	m/l'	6.7	13.5	23.5	37
	230 V	3 kW kg	1800	1350 1800	750	400 750
	4.5 kW kg	1800	1800	750	750	
	400 V 6 kVA kg	1800	1800	750	750	
kW 5.5 Inverter						
	m/l'	11.8	18.9	35.4 (↗26)		
	kW	kW 1.85 Inverter				
	n/l'	0.16	0.4	0.8		
	kW	kW 1.2 Inverter				
	min	5				
	kW	1.5				
	25 - 80 km/h		7012 kg		2 x 2375 kg	



Alle technischen Angaben ohne Gewähr. Irrtümer und Änderungen vorbehalten.
 All technical data is without guarantee, errors and changes are reserved.

Am Dornbusch 10
 64390 Erzhausen
www.eurogru.de

Telefon: +49 (0) 6150 13440
 Fax: +49 (0) 6150 7002
 Email: kontakt@eurogru.de

EUROGRU[®]
 BAUKRANE SEIT 1962